



EPrT[®] (English Proficiency Test) Guide for Telkom University Freshmen 2024/2025

Bandung Main Campus
(*Onsite EPrT[®] Test*)

Table of Contents

1. About EPrT®	2
2. EPrT® for Tel-U Students	3
3. Participant & Schedule for EPrT® MABA 2024/2025	5
1. Participant for EPrT® MABA 2024/2025	5
2. Schedule for EPrT® MABA 2024/2025	5
4. Test Device Requirements	6
1. Hardware	6
a. Laptop	6
b. Earphone/Headphone	6
c. Smartphone	6
2. Software	6
Windows OS	6
a. Safe Exam Browser (SEB) version 3.0.1	6
Steps to Install SEB Application	7
b. Microsoft Authenticator	8
Steps to Install Microsoft Authenticator Application	9
Mac OS	9
a. Safe Exam Browser (SEB) version 3.3.3	9
Steps to Install SEB Application	9
b. Microsoft Authenticator	11
Steps to Install Microsoft Authenticator Application	11
5. Preparation for EPrT®	12
1. Activating SSO/iGracias account	12
2. Activating Online Learning Tel-U account	12
Steps to Log in to Online Learning Tel-U	12
3. EPrT® Simulation	14
Windows OS	14
Simulation Steps	15
Mac OS	19
Simulation Steps	19
4. Self-Help Troubleshoot Guide	25
5. Checking Device Readiness in LaC (COMPULSORY)	25
6. Test Administration	26
1. Before the Test Begins	26
2. During the Test	26
3. Violations and Sanctions	27
7. After the Test	28
Steps to Download EPrT® Certificate:	28
8. EPrT® Question Examples	29
9. LaC Contact	34

Attention!

- All participants of EPrT® MABA 2024/2025 **must read the guide** below.
- EPrT® MABA 2024/2025 is **an exclusive facility for Telkom University freshmen** and is provided free of charge.
- EPrT® MABA 2024/2025 at Telkom University Bandung Campus will be conducted **onsite** in campus.

1. About EPrT®

EPrT® or English Proficiency Test is designed to measure English language proficiency and is developed by Telkom University Language Center.

The competencies assessed in the test are as follows:

- **Listening Competence:** 50 questions
- **Grammar Competence:** 40 questions
- **Reading Competence:** 50 questions

Duration of EPrT® MABA Test: ± 2 ~ 3 hours

EPrT® Certificate Validity Period: 2 years

Range of EPrT® Scores: 310 - 677

EPrT® score ranges from 310, the lowest score, up to 677, the highest score. These scores represent your English proficiency and can be converted to Common European Framework of Reference (CEFR). Details are provided in the table below.

European CEFR Levels	Range of EPrT® Score	CEFR General Descriptions
C1	627 - 677	<ul style="list-style-type: none">• Can understand a wide range of demanding longer texts, and recognise implicit meaning.• Can express him/herself fluently and spontaneously without much obvious searching for expressions.• Can use language flexibly and effectively for social, academic, and professional purposes.• Can produce clear, well-structured, detailed text on complex subjects, showing controlled use of organisational patterns, connectors, and cohesive devices.
B2	543 - 623	<ul style="list-style-type: none">• Can understand the main ideas of complex text on both concrete and abstract topics, including technical discussions in his/her field of specialisation.• Can interact with a degree of fluency and spontaneity that makes regular interaction with native speakers quite possible without strain for either party.• Can produce clear, detailed text on a wide range of subjects and explain a viewpoint on a topical issue giving the advantages and disadvantages of various options.
B1	460 - 540	<ul style="list-style-type: none">• Can understand the main points of clear standard input on familiar matters regularly encountered in work, school, leisure, etc.• Can deal with most situations likely to arise whilst travelling in an area where the language is spoken.• Can produce simple connected text on topics, which are familiar, or of personal interest.• Can describe experiences and events, dreams, hopes & ambitions and briefly give reasons and explanations for opinions and plans.

A2	337 – 457	<ul style="list-style-type: none"> • Can understand sentences and frequently used expressions related to areas of most immediate relevance (e.g very basic personal and family information, shopping, local geography, employment). • Can communicate in simple and routine tasks requiring a simple and direct exchange of information on familiar and routine matters. • Can describe in simple terms aspects of his/her background, immediate environment and matters in areas of immediate need.
A1	<337	<ul style="list-style-type: none"> • Can understand and use familiar everyday expressions and very basic phrases aimed at the satisfaction of needs of a concrete type. • Can introduce him/herself and others and can ask and answer questions about personal details such as where he/she lives, people he/she knows and things he/she has. • Can interact in a simple way provided the other person talks slowly and clearly and is prepared to help.

2. EPrT® for Tel-U Students

- **Level Promotion**

EPrT® is one of the requirements for level promotion. Students are strongly advised to always have a valid EPrT® certificate with an adequate score to meet the requirement.

(2) Persyaratan nilai minimum kecakapan bahasa Inggris setiap jenjang program studi seperti dinyatakan dalam Pasal 29 tentang evaluasi kelulusan studi adalah sebagai berikut:

No	Jenjang Program Studi	Skor TOEFL ITP/EPrT minimum			
		Tingkat I	Tingkat II	Tingkat III	Mendaftar sidang TA/PA/Tesis/Disertasi
1	Ahli Madya (D3)	370	410	-	450
2	Sarjana Sains Terapan (D4)	370	410	427	450
3	Sarjana (S1)	370	410	427	450
4	Magister (S2)	-	-	-	477
5	Doktor (S3)	-	-	-	500

Telkom University Academic Guidelines Number: PU/025/AKD1/AKD-BAA/2022 Article 41

- **Final Project Defense Requirement**

EPrT® is also a requirement for Final Assignment/Thesis Defense/Final Year Project with a minimum EPrT® score of ≥ 450 for D3, D4 and S1 students. Associate and Bachelor's degree students with an EPrT® score below 450 cannot be awarded "with honors" (*cum laude*).

**Pasal 41 Kewajiban Lulus Ujian Kecakapan Bahasa Asing
untuk Persyaratan Kelulusan Studi**

- (1) Kewajiban lulus ujian kecakapan bahasa asing untuk persyaratan kelulusan studi adalah persyaratan skor minimum kecakapan berbahasa Inggris yang wajib dipenuhi oleh:
 - a. mahasiswa program diploma dan sarjana pada setiap sidang tingkat serta pada saat melaksanakan pendaftaran Sidang Tugas Akhir/Proyek Akhir (TA/PA)
 - b. mahasiswa program magister dan doktor pada saat melaksanakan pendaftaran Tesis/Disertasi.
- (2) Persyaratan nilai minimum kecakapan bahasa Inggris setiap jenjang program studi seperti dinyatakan dalam Pasal 29 tentang evaluasi kelulusan studi adalah sebagai berikut:

No	Jenjang Program Studi	Skor TOEFL ITP/EPRT minimum			
		Tingkat I	Tingkat II	Tingkat III	Mendaftar sidang TA/PA/Tesis/Disertasi
1	Ahli Madya (D3)	370	410	-	450
2	Sarjana Sains Terapan (D4)	370	410	427	450
3	Sarjana (S1)	370	410	427	450
4	Magister (S2)	-	-	-	477
5	Doktor (S3)	-	-	-	500

- (3) Pemenuhan persyaratan kecakapan bahasa Inggris untuk kelulusan studi sebagaimana pada Ayat (2) ditunjukkan oleh keterangan resmi tentang skor kecakapan berbahasa Inggris TOEFL ITP atau EPRT (*English Proficiency Test*) dari Pusat Bahasa universitas.
- (4) Keterangan kecakapan bahasa Inggris EPRT pada Ayat (3) dapat dianggap berlaku untuk persyaratan pendaftaran Sidang Skripsi/Proyek Akhir/Tesis/Disertasi apabila skor kecakapan bahasa Inggris EPRT tersebut dikeluarkan oleh Pusat Bahasa universitas.
- (5) Pada saat mendaftar sidang TA/PA, mahasiswa wajib memiliki EPRT dengan skor minimal 450 atau mendapat pengecualian dari ketua program studi bagi yang sudah mengambil tes EPRT sebanyak 3 (tiga) kali dengan skor masih dibawah 450. Pengecualian hanya diberikan apabila selang waktu antar tes minimal 1 bulan.
- (6) Bagi mahasiswa program diploma dan sarjana yang skor EPRT nya tidak mencapai 450 maka tidak dapat diberikan predikat kelulusan "dengan pujian" (*cumlaude*).
- (7) Persyaratan kecakapan bahasa Inggris dapat digantikan dengan kecakapan bahasa asing lain dari lembaga bahasa bersertifikasi internasional dan skor yang setara dengan ketentuan minimal pada Ayat (1), yang diakui oleh Pusat Bahasa universitas.

Telkom University Academic Guidelines Number: PU/025/AKD1/AKD-BAA/2022 Article 41

- **International Mobility Program**

EPRT® is often used as one of the requirements for applying to International Program such as student exchange, summer school, winter school, joint/dual degree, etc.

APPLICANTS ELIGIBILITY FOR Spring Exchange at Saxion 2024

1. Active Telkom University undergraduate students who have passed 1 year of study.
2. Having excellent academic records, min GPA of 3.0 and/or above.
3. Having good English communication skills, proved by English at level CEFR B2 (IELTS 5, TOEIC 605, IBT 72, ITP 543, Duolingo 90, or EPRT 500* (for internal registration only).
4. Being nominated by the International Office of Telkom University.

APPLICANTS ELIGIBILITY FOR Woosong Fall Exchange Program 2024

1. Active Telkom University undergraduate and postgraduate students who have passed 1 year of study.
2. Having excellent academic records, min GPA of 3.0 and/or above.
3. Having good English communication skills, proved by English at level CEFR B2 (IELTS 5, TOEIC 605, IBT 72, ITP 543, Duolingo 90, or EPRT 500* (for internal registration only).
4. Being nominated by the International Office of Telkom University.

International Mobility Program Requirement

- **Fast Track Program**

Fast Track is a Telkom University program for students who wish to graduate with a Bachelor (S1) and a Master (S2) degree within a 5-year timeframe.

Persyaratan Pendaftaran

- Mahasiswa S1 Tel-U semester 6 (Warga Negara Indonesia)
- Linier Program Studi (dapat di cek pada tabel linieritas)
- IPK S1 sampai dengan semester 6 ≥ 3.25
- Skor EPrT $\geq 450^*$ (*khusus MTI Skor EPrT ≥ 477)

[Daftar EPrT/TOEFL](#)

- Mengisi Form Rekomendasi Online dari 1 Dosen Wali, 1 Kaprodi (siapkan email dan no hp rekomentador untuk di input pada saat pendaftaran)
- Mengisi Form Fakta Integritas (download template pada berkas pendaftaran)
- Mengikuti Wawancara

Requirements for Fast Track Program

3. Participant & Schedule for EPrT® MABA 2024/2025

1. Participant for EPrT® MABA 2024/2025

EPrT® MABA 2024/2025 is a test conducted exclusively for Telkom University freshmen of the 2024/2025 academic year.

Participation is mandatory for **all freshmen**, **except for international class, graduate school, and international (WNA) students.**

2. Schedule for EPrT® MABA 2024/2025

EPrT® MABA 2024/2025 at Telkom University Bandung Main Campus will be conducted during the second and third weeks after classes begin (September 23 - October 12, 2024). The schedule will be announced after the class schedules for all freshmen have been finalized.

Please check it regularly after your class schedule is published at the following link lac.telkomuniversity.ac.id/eprtmaba2024/tel-u/#peserta-jadwal.

4. Test Device Requirements

1. Hardware

Participants for EPrT® MABA 2024/2025 at Bandung Main Campus are required to bring their own personal hardware.

a. Laptop

Take the test on a laptop, not a tablet or a smartphone. Make sure Laptop is already installed with at least Windows 8.1 operating system or higher and Mac 10.13 (High Sierra) operating system or higher.

Windows 7, Windows 8, Mac 10.13 lower, Linux, Android tablet, Android/iOS smartphone, and iPad are not suitable for the test.

b. Earphone/Headphone

Use wired earphones/headphones to listen to audio during the Listening Section and make sure it functions properly. **DO NOT use wireless or bluetooth earphones/headsets, laptop speakers, or external speakers for the test. The proctor reserves the right to STOP and DISQUALIFY any participant who uses bluetooth earphones, laptop speakers, bluetooth speakers, or external speakers.**

c. Smartphone

Use a smartphone for SSO (Single Sign-On) account authentication with Microsoft Authenticator (MFA).

Make sure your smartphone can be used for SSO authentication using Microsoft Authenticator application. Use the smartphone when login into your SSO account.

2. Software

Windows OS

a. Safe Exam Browser (SEB) version 3.0.1

Use Safe Exam Browser (SEB) version 3.0.1 for EPrT® Test for Windows. Download and install this application on the laptop that will be used for the test.

SEB version 3.0.1 **MUST** be downloaded through one of the provided links below:

- alternative link 1: bit.ly/SEB301
- alternative link 2: bit.ly/seb-installer-alt5

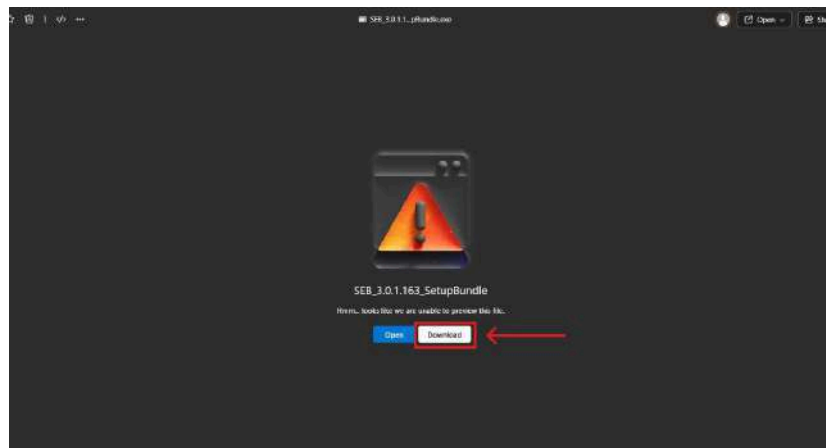
DO NOT DOWNLOAD SEB FROM OTHER LINKS

Notes: MAKE SURE TO ONLY DOWNLOAD THE SEB FROM THE PROVIDED LINK. OTHER SEB VERSIONS ARE INCOMPATIBLE FOR THE TEST.

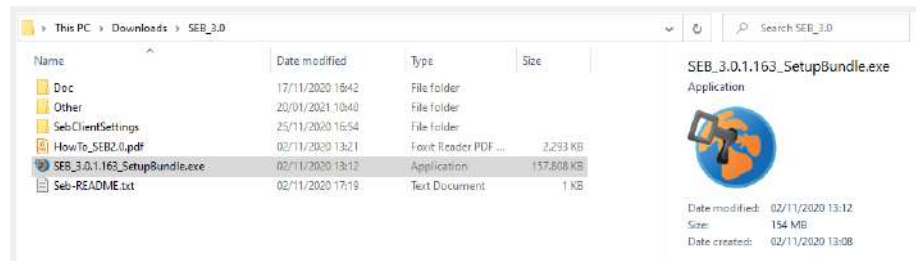
Steps to Install SEB Application

1. Download SEB version 3.0.1

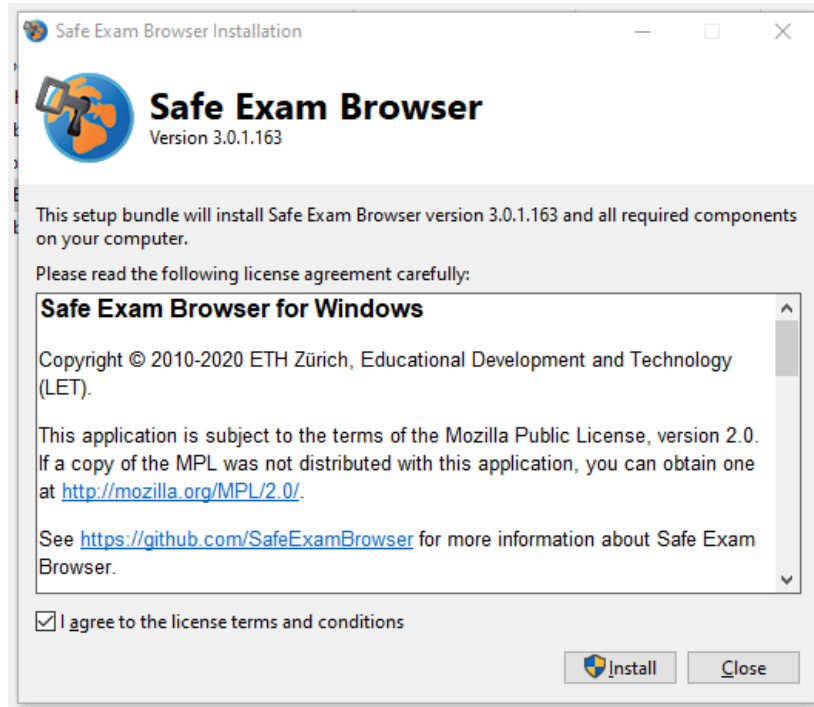
SEB Application is named SEB_3.0.1.163_SetupBundle.exe, and the size is approximately 154 MB. Ensure you have a stable internet connection to download the application.



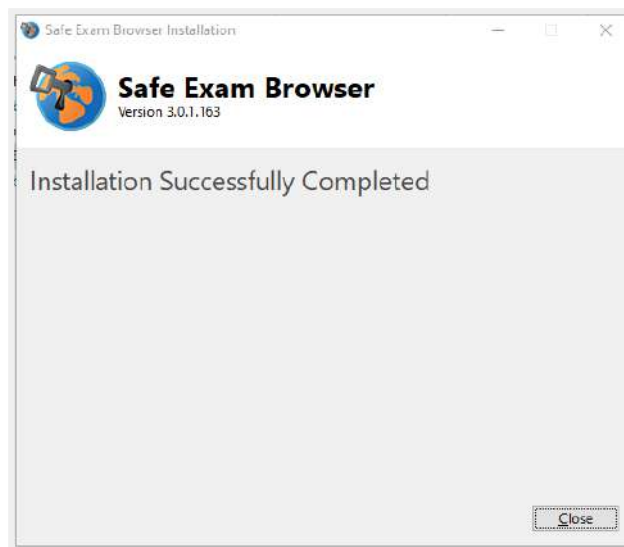
2. Open File Explorer and navigate to the folder where you saved the SEB application



3. Double-click the SEB file installer to start the installation process. Ensure your internet connection remains stable during this process. Check "I agree to the license terms and conditions" and click Install.



4. After finishing the installation, click Close.



5. The installation process of SEB is complete. After this, you do not need to open or do anything with the SEB application, except for doing simulation and conducting test (follow the instructions in the simulation and test guidelines).

b. Microsoft Authenticator

To take the EPrT test, you need an authentication application called Microsoft Authenticator installed on your smartphone. This application is used to verify that you are the owner of the account used when logging into the EPrT® test.

You can download the Microsoft Authenticator app from the Google Play Store or App Store.

Please attempt to log in with your SSO account. If you encounter any issues during login, please contact PuTI Helpdesk at [0823-1994-9941](tel:0823-1994-9941) (WhatsApp Only).

Steps to Install Microsoft Authenticator Application

You can follow the installation and activation guide for Microsoft Authenticator at the following link: [The Guidance for Microsoft Authenticator Activation and Installation](#)

Mac OS

a. Safe Exam Browser (SEB) version 3.3.3

Use Safe Exam Browser (SEB) application **version 3.3.3** for EPrT® test for **Mac OS**.

Download and install this application on the laptop that will be used for the test.

SEB version 3.3.3 **MUST** be downloaded through the following link:

- alternative link 1: bit.ly/SEB333-alt1
- alternative link 2: bit.ly/SEB333-alt2

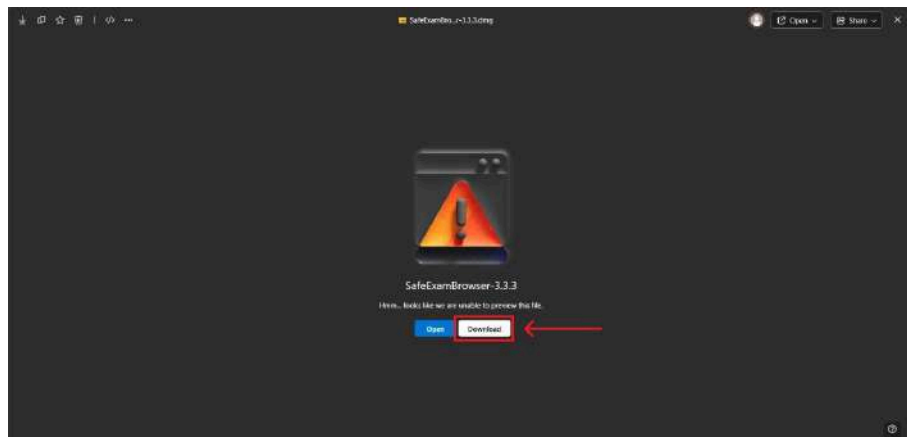
DO NOT DOWNLOAD SEB FROM OTHER LINKS

Notes: MAKE SURE TO ONLY DOWNLOAD THE SEB FROM THE PROVIDED LINK. OTHER SEB VERSIONS ARE INCOMPATIBLE FOR THE TEST.

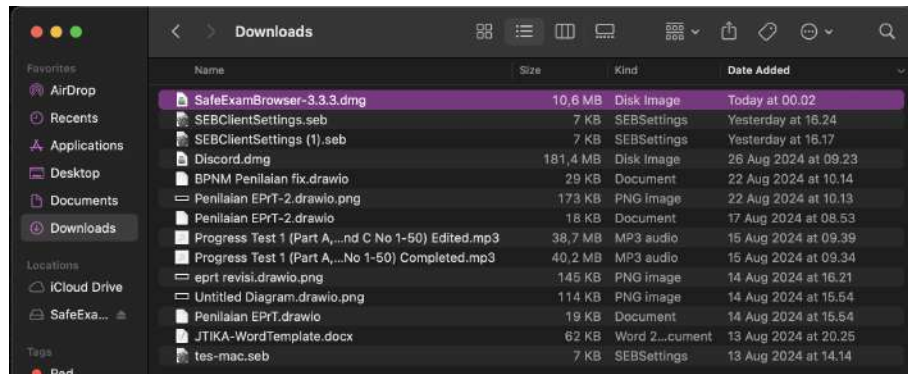
Steps to Install SEB Application

1. Download SEB version 3.3.3.

Make sure that your internet connection is stable to download the application.



2. Open the downloaded SEB application



3. Click the dmg file to start the installation process, then drag the Safe Exam Browser icon to Applications.



4. Open the installed Safe Exam Browser application. When the notification **“Safe Exam Browser”** is an app downloaded from the Internet. **Are you sure you want to open it?** appears, select **Open** to launch the application.



5. After selecting **Open**, you will be directed to the Safe Exam Browser Page, indicating that the Safe Exam Browser has been successfully installed.
6. The installation process of SEB is complete. After this, you do not need to open or do anything with the SEB application, except for doing simulation and getting familiar with the test (follow the instructions in the simulation and test guidelines).

b. Microsoft Authenticator

To take the EPrT® test, you need an authentication application called Microsoft Authenticator installed on your smartphone. This application is used to verify that you are the owner of the account used when logging into the EPrT® test. You can download the Microsoft Authenticator application from the Google Play Store or App Store.

Please attempt to log in with your SSO account. If you encounter any issues during login, please consult the PuTI Helpdesk at [0823-1994-9941](tel:0823-1994-9941) (WhatsApp Only).

Steps to Install Microsoft Authenticator Application

You can follow the installation and activation guide for Microsoft Authenticator at the following link: [The Guidance for Microsoft Authenticator Activation and Installation](#)

5. Preparation for the Test

1. Activating SSO/iGracias account

The test will be conducted through Online Learning Tel-U, accessible using your SSO/iGracias account. Therefore, it is mandatory to activate your SSO/iGracias account before taking the test to get access to Online Learning Tel-U Account. Once your account is activated, your Online Learning account will be automatically enabled. Freshmen who have not yet activated their accounts should do so as soon as possible.

Information about SSO/iGracias activation can be found at the following link: servicedesk.telkomuniversity.ac.id/aktivasissomahasiswa

2. Activating Online Learning Tel-U account

The EPrT® test will be conducted through Online Learning Tel-U at onlinelearning.telkomuniversity.ac.id. Ensure your online learning (SSO/iGracias) account is activated, and successfully log in (please attempt to log in to your online learning account and make sure it is success). If you encounter any login issues, please contact **PuTI Helpdesk** at [0812-2200-1813](https://wa.me/621222001813) (WhatsApp only).

Your Online Learning Tel-U Account consists of your SSO/iGracias username followed by @student.telkomuniversity.ac.id, as shown below:

Username SSO/iGracias: jonathanwibowo

Online Learning Account: jonathanwibowo@student.telkomuniversity.ac.id

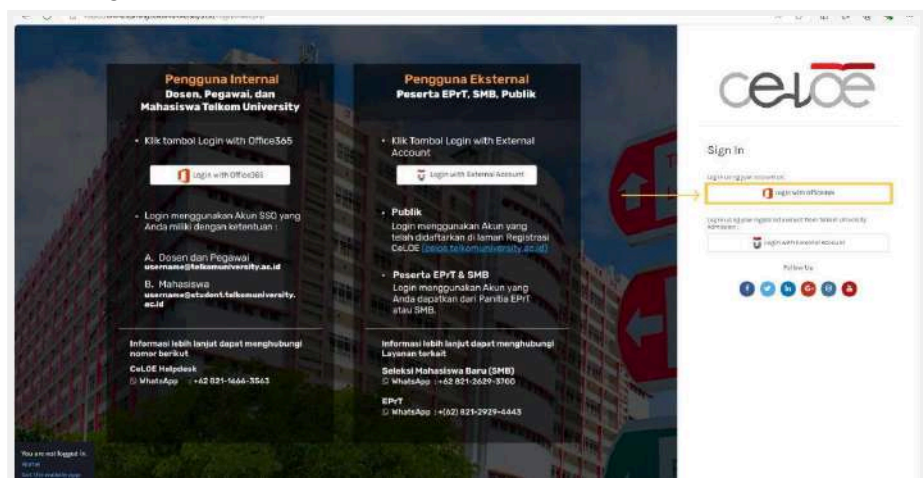
However, the password will not be changed. Online Learning Tel-U Password is the same as your SSO/iGracias account password.

Steps to Log in to Online Learning Tel-U

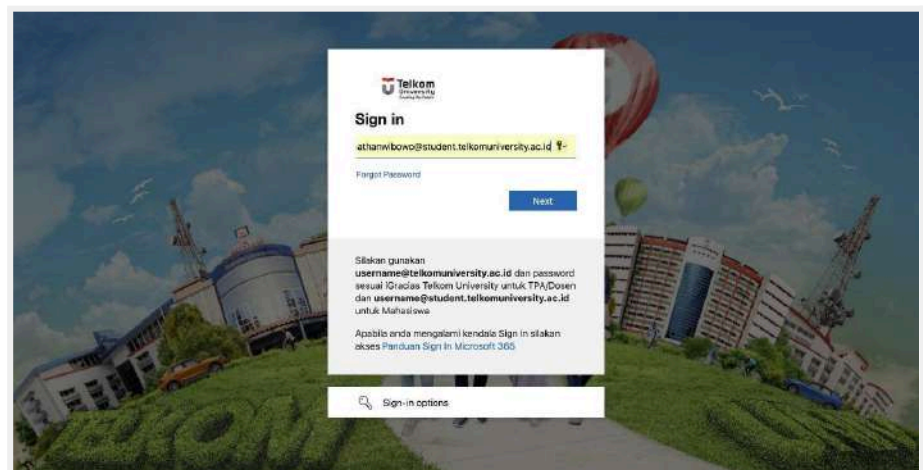
1. Access the link onlinelearning.telkomuniversity.ac.id
2. Click Login at the top right corner of the screen.



3. Click Login with Office 365

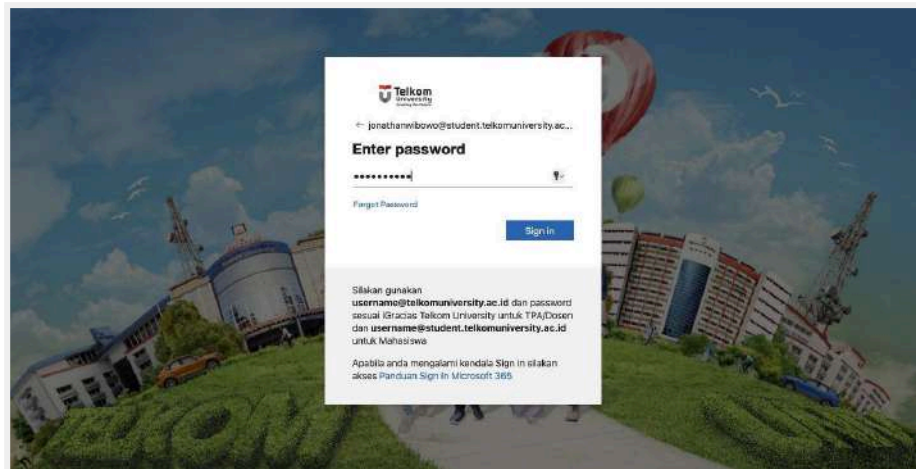


4. Enter your SSO/iGracias followed by @student.telkomuniversity.ac.id and click Next.



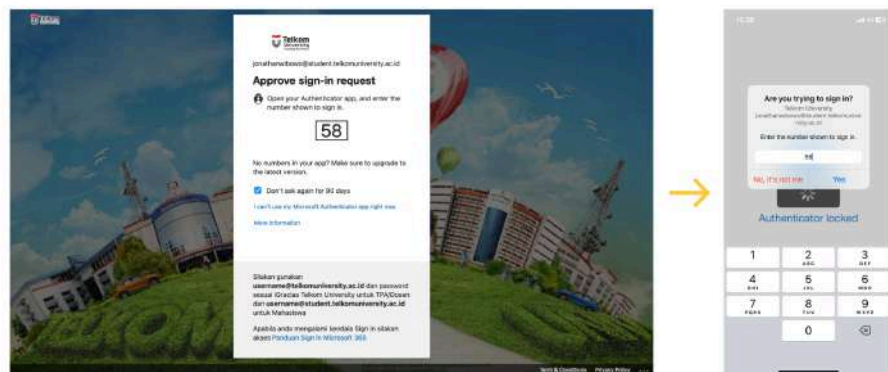
5. Enter your SSO/iGracias password, then click Sign In. In case you forget your password, do not click Forgot my password. Instead, try logging in at igracias.telkomuniversity.ac.id.

If you cannot log in to iGracias and Online Learning Tel-U, there might be an issue with your SSO/iGracias account. Please contact **PuTI Helpdesk** at [0823-1994-9941](https://wa.me/62319949941) (WhatsApp Only).



6. An authentication code will appear on the login screen; input the code in Microsoft Authenticator notification on smartphone.

The authenticator guidance can be accessed at: bit.ly/panduan_mfa_apps



7. After successfully logging in, please log out. It is very important to remember the username and password you will use for the test.

3. EPrt® Simulation

Windows OS

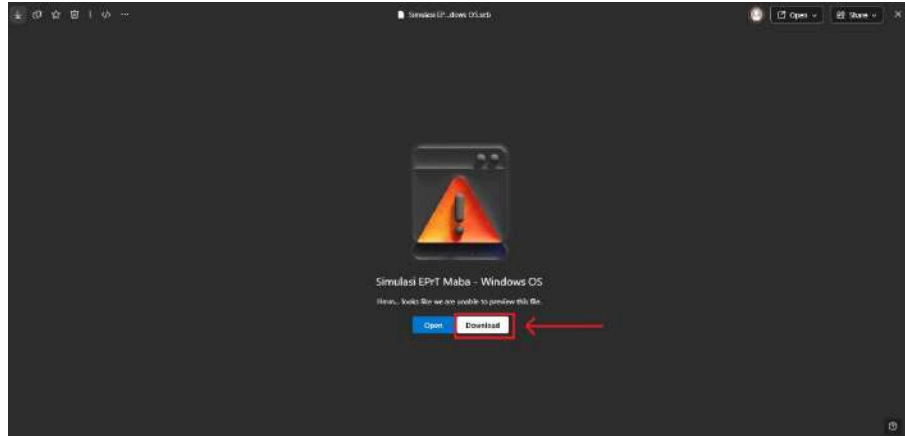
The purpose of simulation is to ensure that:

- You have SEB version 3.0.1 installed on your device. You are able to see *Attempt Quiz Now* on *Listening, Grammar, and Reading Sections*. If you are able to see *Back To Course* button, it is highly probable that you have different version, not version 3.0.1. If the problem occurs, please uninstall SEB from your device and follow the instruction from the beginning.

- You can log in at onlinelearning.telkomuniversity.ac.id
- You can listen to the audio in the Listening section.
- You are familiar with the buttons and features on the test through SEB.

Simulation Steps

1. Open and turn on the laptop which is used for the test
2. Connect a wired earphone/headphone (NOT bluetooth) to your laptop
3. Make sure that SEB Version 3.0.1 is installed on your device
4. Download the EPrT® MABA simulation file ([EPrT Maba Simulation File](#)).



Note: This simulation file **will differ** from the file for the actual test. Ensure you download and use the correct file for the test. The EPrT® MABA test file will be provided by the proctor during the test.

5. Double-click the downloaded Simulation file, and ensure the file name is “*Simulasi EPrT Maba – Windows OS.seb*”.

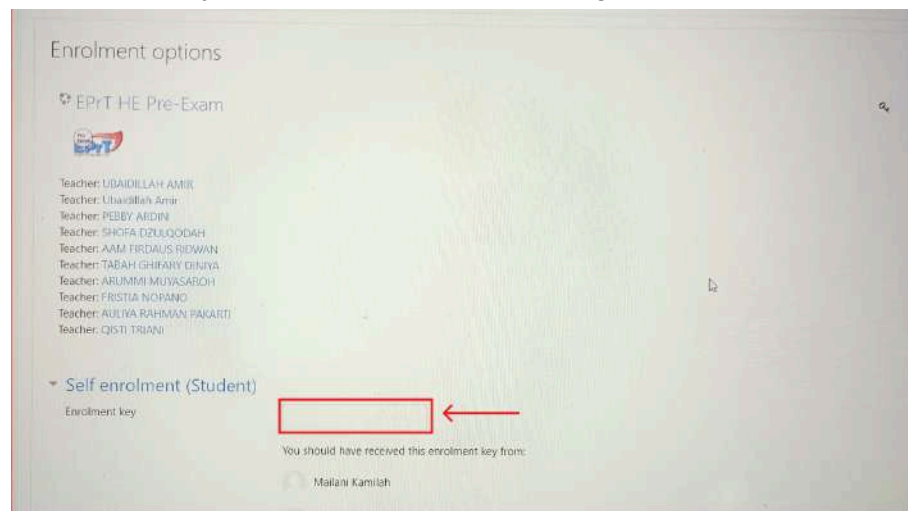
Note: After being opened, SEB will close all open applications on your device. Ensure you can view the subsequent simulation steps. We recommend that you download the guide and open it on a device other than the device you are using for the simulation.



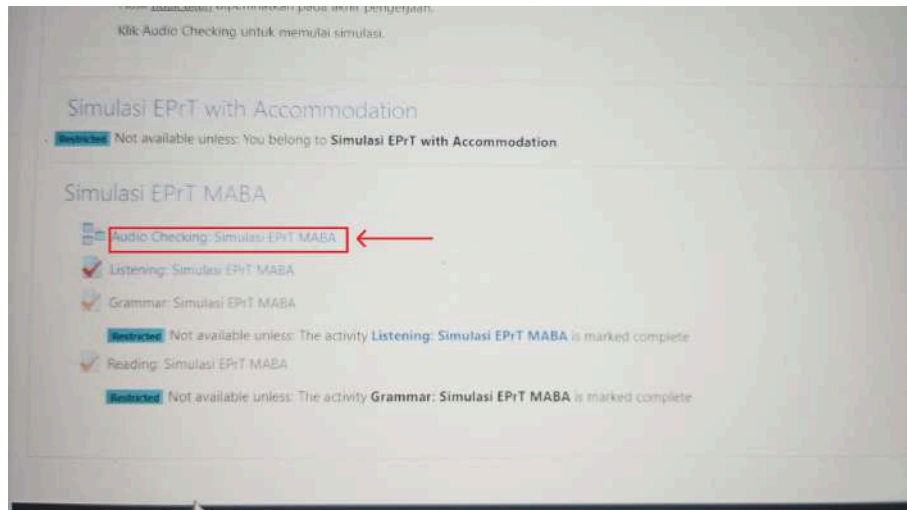
6. After double-clicking the simulation file, a dialog box will appear to enter the password:



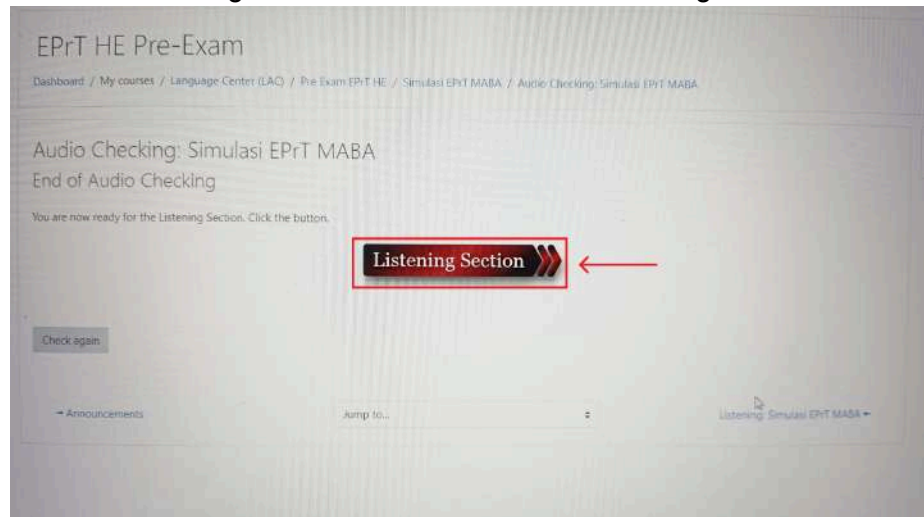
7. Click on the dialog box and type: **startdemo** (all lowercase)
8. When the application runs, the onlinelearning.telkomuniversity.ac.id page will be opened. If Zoom is installed on your device, a Zoom application will appear. Do minimize and ignore it.
9. Log in to onlinelearning.telkomuniversity.ac.id and put your username Gracias@student.telkomuniversity.ac.id and SSO/iGracias password.
10. For the first time access, Enrollment Key dialog box will appear. Enter this enrollment key **Simulasi-2425** into the dialogue box.



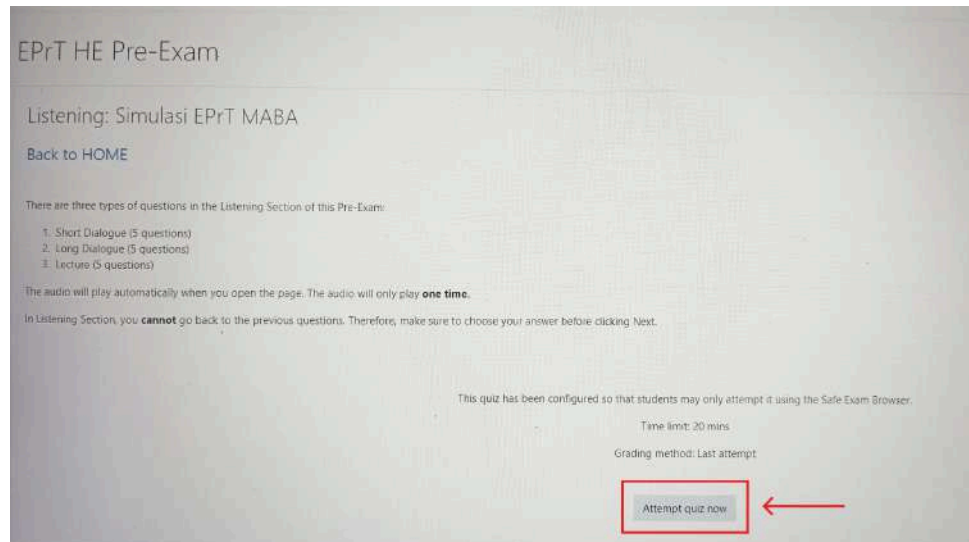
11. Click the Audio Checking menu and adjust the volume if necessary by clicking the Audio icon on the right bottom.



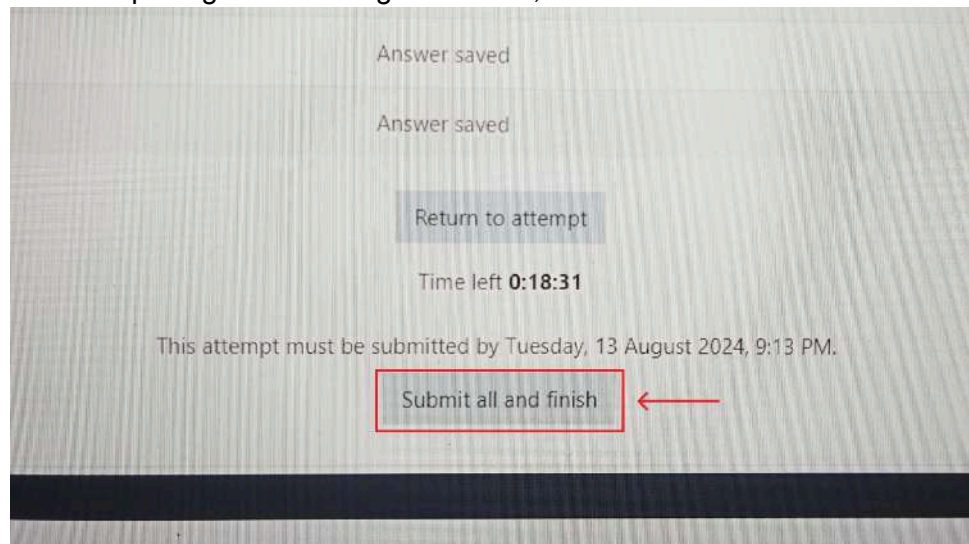
12. Click the Listening Section button to start the Listening section.



13. On the Listening Section, scroll down and click Attempt Quiz Now.




14. After completing the Listening simulation, click Submit All and Finish.

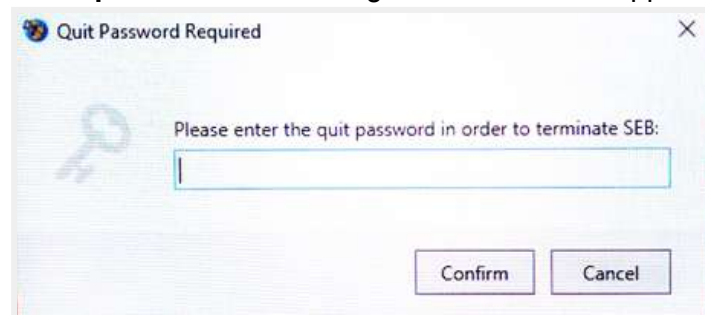


15. Click the Grammar Section button, follow the instruction on Listening Section and continue to the Reading Section.

16. After completing the Reading Section, exit the application by clicking the power button at the bottom right of the screen.



17. Enter **quitdemo** in the dialogue box to exit the application.



18. Click Confirm and the simulation is complete.

19. Ensure you are familiar with the interface and features of SEB. If you are not, you can repeat the simulation from the beginning until you feel comfortable with the SEB interface and features.

Mac OS

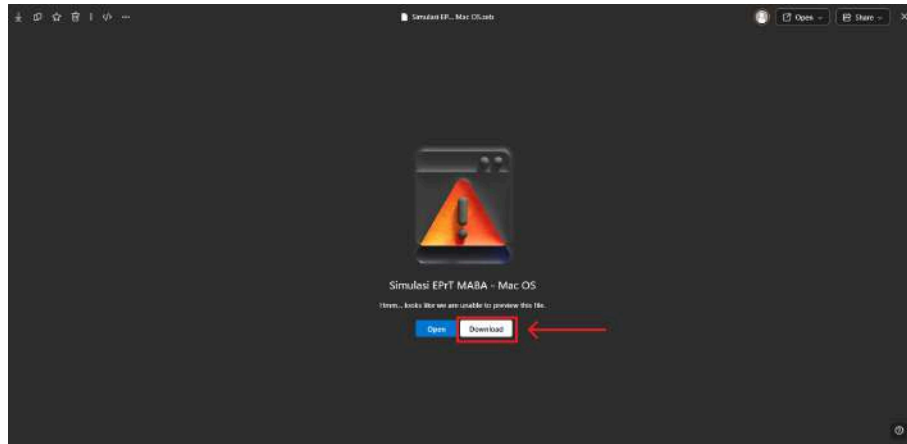
The purpose of simulation is to ensure that:

- You have SEB version 3.3.3 installed on your device. You are able to see Attempt Quiz Now on Listening, Grammar, and Reading Sections. If you are able to see Back To Course button, it is highly probable that you have different version, not version 3.3.3. If the problem occurs, please uninstall SEB from your device and follow the instruction from the beginning.
- You can log in at onlinelearning.telkomuniversity.ac.id
- You can listen to the audio in the Listening section.
- You are familiar with the buttons and features on the test through SEB.

Simulation Steps

1. Open and turn on the laptop that will be used for the test.

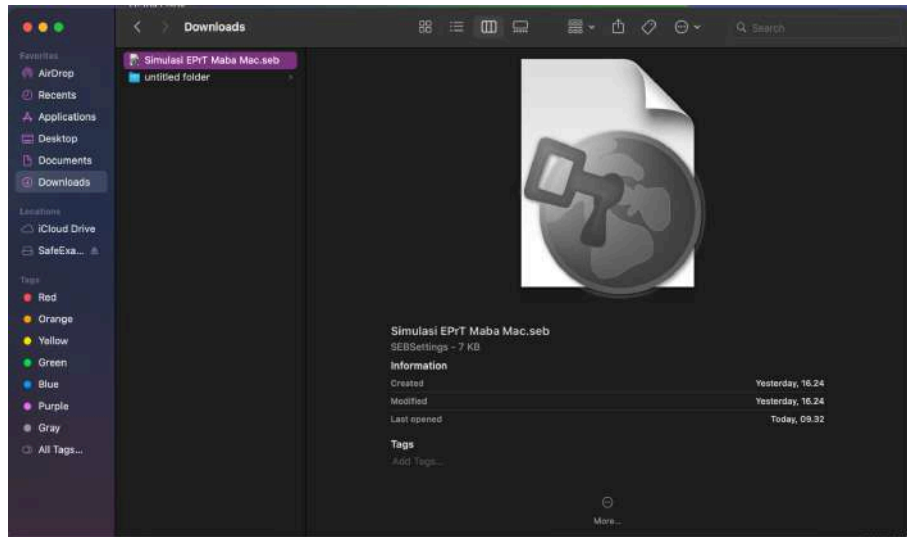
2. Connect a wired earphone/headphone (not Bluetooth) to your laptop.
3. Make sure that SEB version 3.3.3 is installed.
4. Download the EPrT MABA simulation file ([EPrT MABA Simulation File](#))



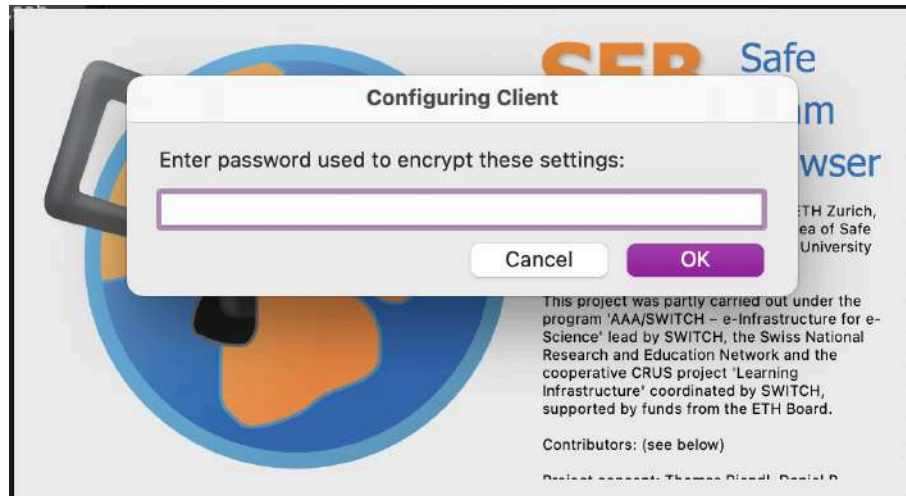
Note: This simulation file **will differ** from the file for the actual test. Make sure you download and use the correct file for the test. The EPrT® MABA test file will be provided by the proctor during the test.

5. Open the downloaded Simulation file and make sure the file name is “Simulasi EPrT Maba Mac.seb”.

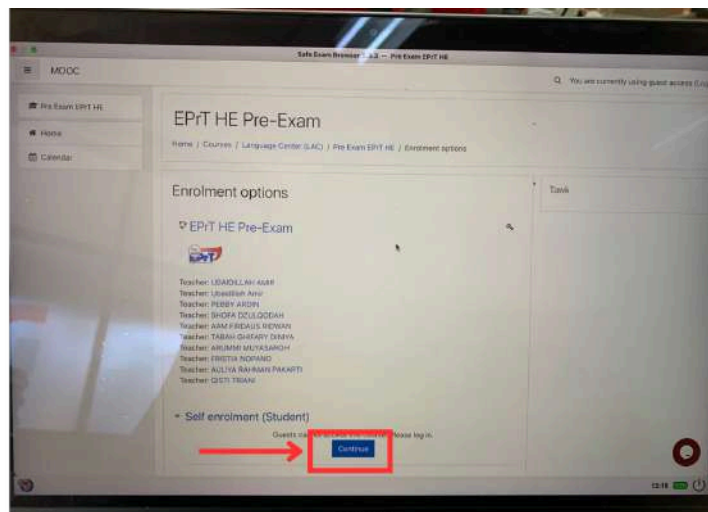
Note: After being opened, SEB will close all open applications on your MacBook. Make sure you can view the subsequent simulation steps. We recommend that you download the guide and open it on a device other than the MacBook you are using for the simulation.



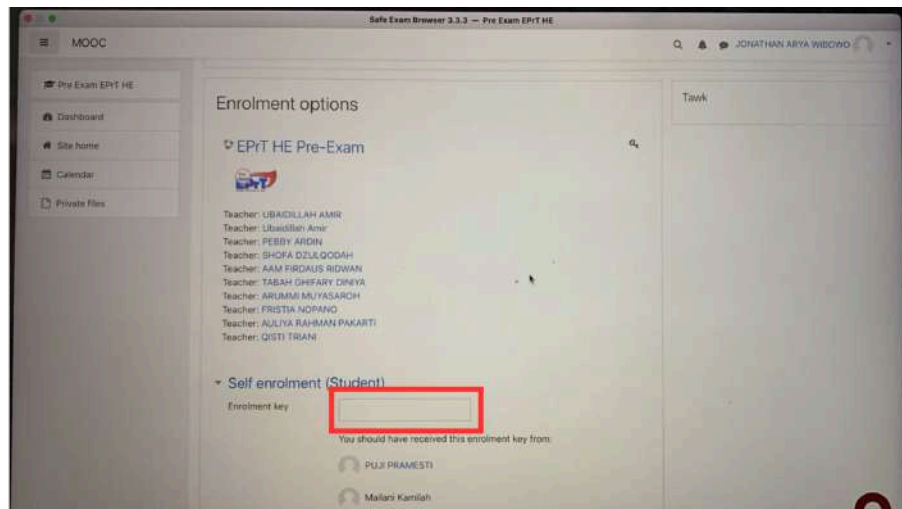
6. After the simulation file is open, a box will appear to enter the password:



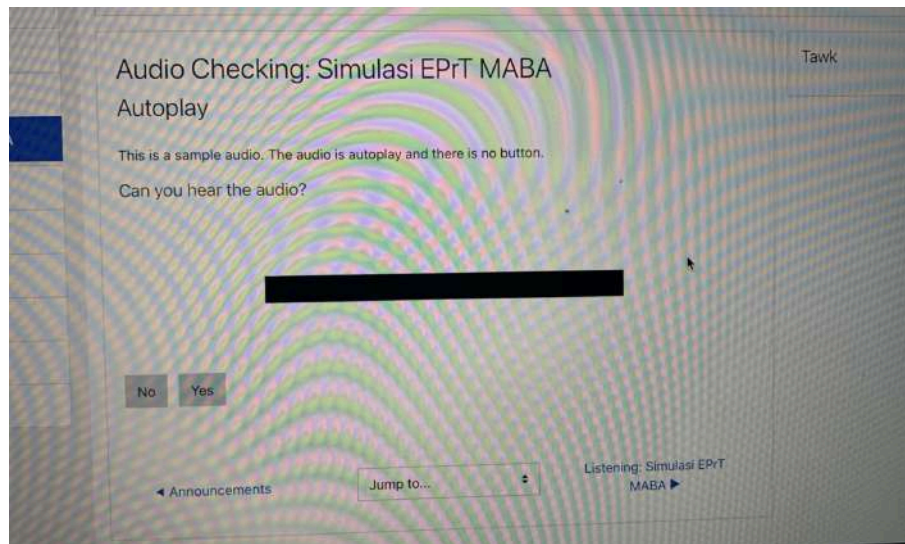
7. Click on the box and type: startdemo (all lowercase).
8. When the application runs, the onlinelearning.telkomuniversity.ac.id page will open.
9. Click **Continue** or **Log in** to onlinelearning.telkomuniversity.ac.id and put your username `iGracias@student.telkomuniversity.ac.id` and SSO/iGracias password.



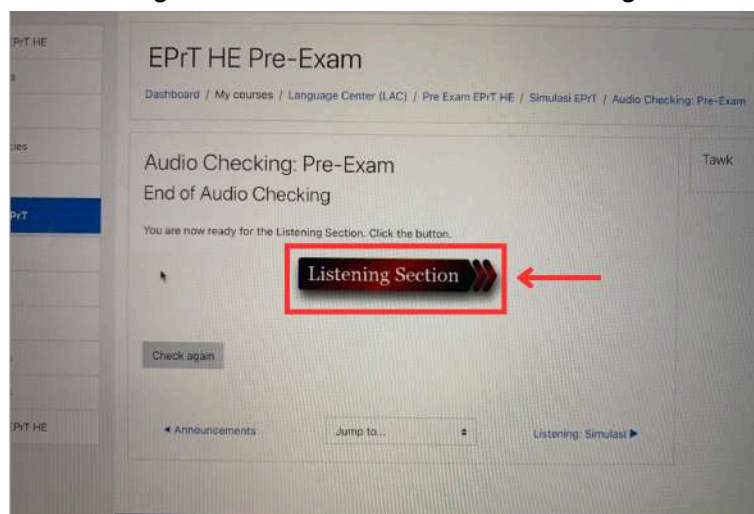
10. After you log in, an Enrolment Key box will appear. Enter the following enrolment key: **Simulasi-2526**



11. Click the Audio Checking.

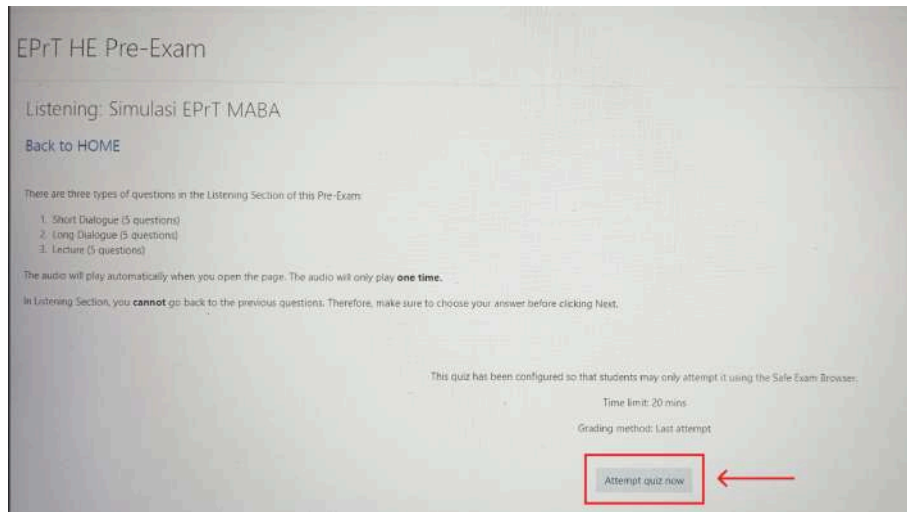


12. Click the Listening Section button to start the Listening section.

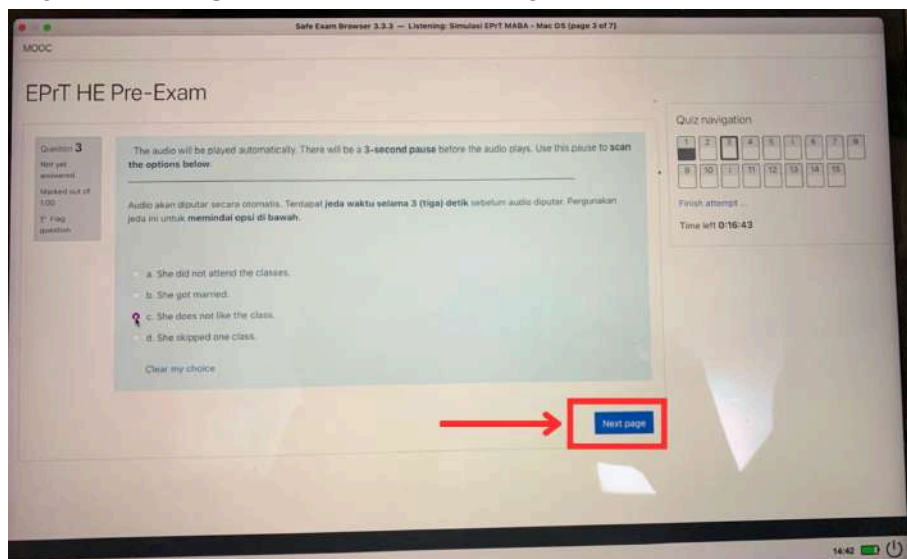


Note: On Mac OS, there is NO RELOAD BUTTON. Make sure that you have answered each question in the Listening Section, as you cannot go back or reload during this part of the test.

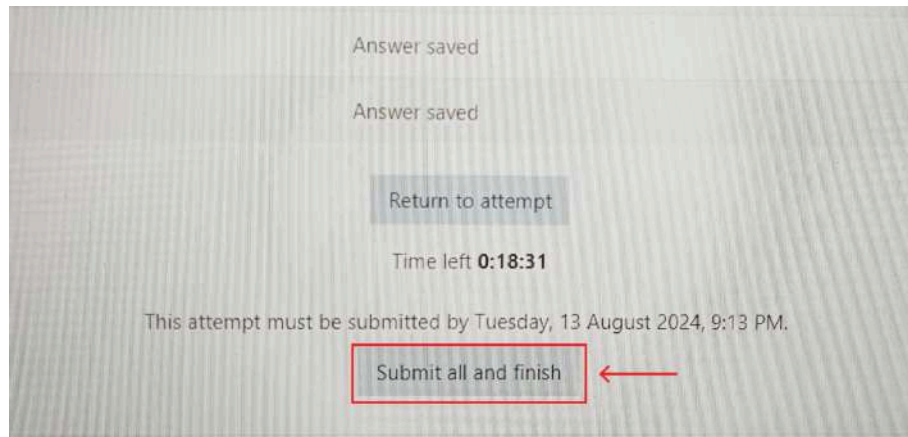
13. On the Listening page, scroll down and click Attempt Quiz Now button.



14. In the Listening Section, you can navigate between questions by pressing **Next Page**. On Mac OS, **there is no reload button**. Make sure that you have answered each question in the Listening Section, as **you cannot go back or reload** during this part of the test.

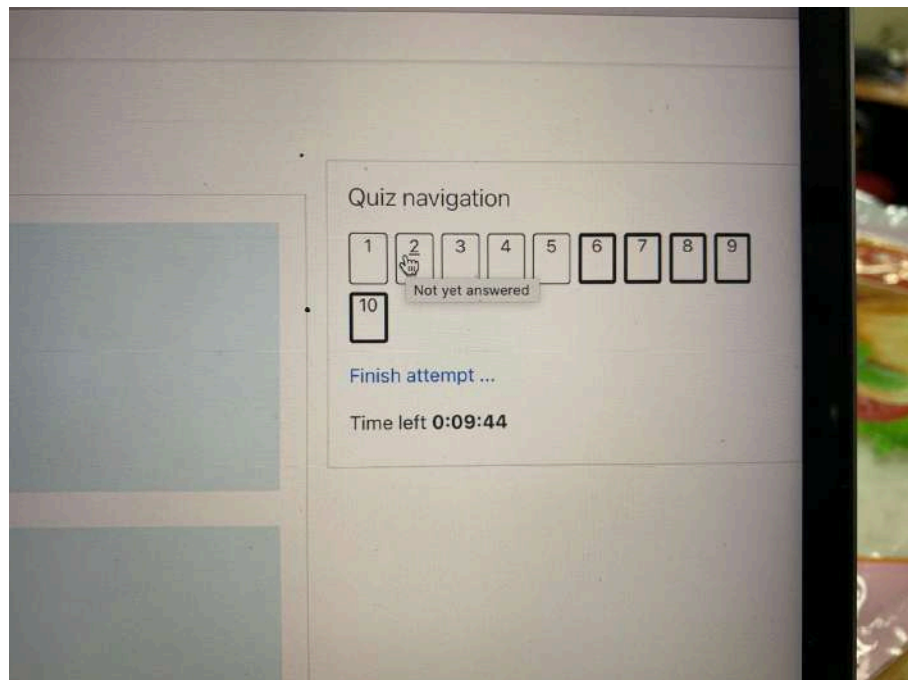


15. After completing the Listening simulation, click Submit All and Finish.

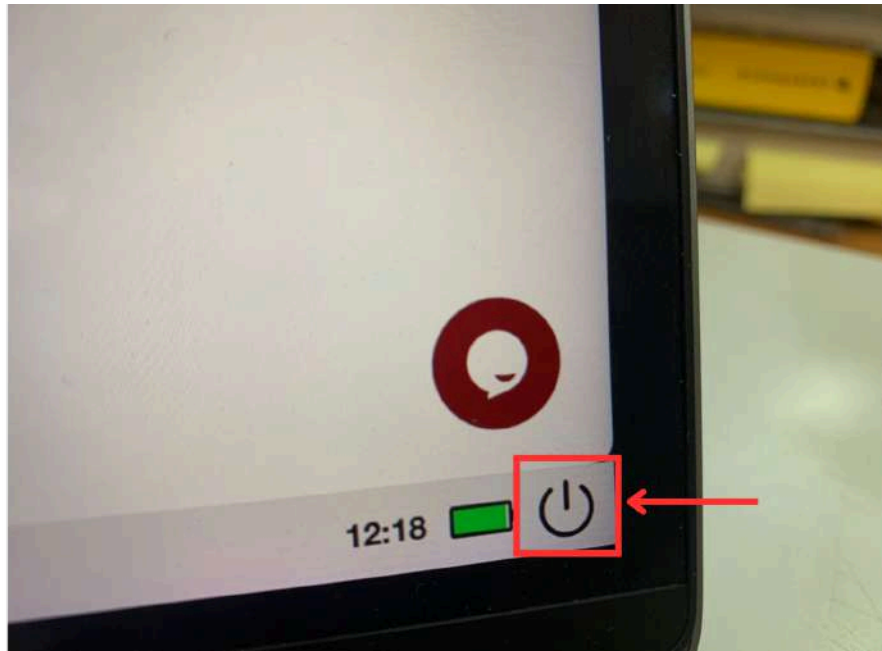


16. Click the Grammar Section button and follow the instructions as in the Listening Section and continue to the Reading Section.

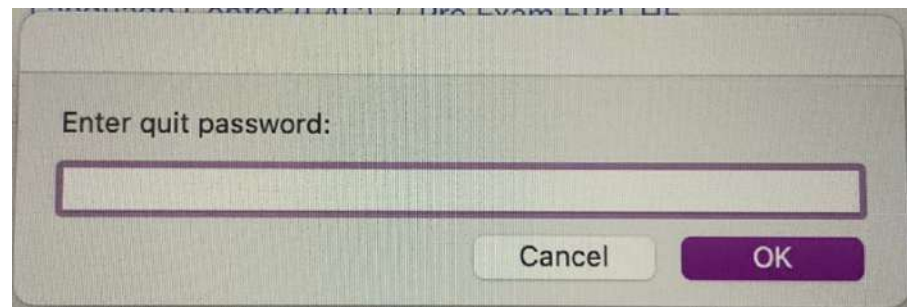
17. In the Grammar and Reading Sections, you can go back by clicking the question number on the right side of the test screen.



18. After completing the Reading section, exit the application by clicking the power button at the bottom right side of the page.



19. Enter lac-eprt in the dialogue box to exit the application



20. Click **OK** and the simulation is complete.

21. Ensure you are familiar with the interface and features of SEB. If you are not, you can repeat the simulation from the beginning until you feel comfortable with the SEB interface and features.

4. Self-Help Troubleshoot Guide

If you experience technical issues related to the EPrT® MABA 2024/2025 before the test begins, please consult the Self-Help Troubleshoot Guide to seek solutions.

Access the guide through the link provided below:

[Self-Help Troubleshoot Guide](#)

5. Checking Device Readiness in LaC (COMPULSORY)

Device readiness is conducted to ensure that your devices are prepared for the test. Participants of the EPrT® MABA 2024/2025 are required to bring

their own devices including laptop, wired earphone, and smartphone to LaC in accordance with the schedule. Check your schedule at the following link: lac.telkomuniversity.ac.id/eprtmaba2024/tel-u/#peserta-jadwal.

Checks will be conducted at:

**Grha Cacuk Sudarjanto Building-A, 1st Floor (in front of A108 room)
JI. Telekomunikasi No. 1, Dayeuhkolot, Bandung**



6. Test Administration

1. Before the Test Begins

- Make sure you have downloaded and installed the SEB application on the MacBook you will use for the test.
- Make sure you have completed the test simulation.
- Make sure you have checked your device at LaC.
- Make sure your laptop and smartphone are fully charged.
- Prepare a valid identity card (ID Card/Student Card/Driver's License/Passport/KTM). If you do not have the mentioned identity cards, please prepare your iGracias/My Tel-U account and display your personal data page before entering the room.
- Eat, drink, and get some sufficient rest before the test.
- Use the restroom before the test begins, as you will not be allowed to leave the room once the test starts. If you leave the room before the test is completed, your test will be considered finished.

2. During the Test

- Make sure you take the test according to the schedule.

- Arrive 30 minutes before the test begins as there will be identity verification and test preparation. If late, you will not be allowed to enter the room and take the test.
- Dress neatly and appropriately during the test.
- Take off your jacket, mask, and watch before entering the test room.
- Put all your belongings in your bag, and place your bag at the front of the room.
- Make sure to bring the test equipment check form and submit it to the test proctor.
- Proctors will check your identity. Proctors have the right to reject a participant's identity card if the name and photo are not clearly visible.
- Participants are only allowed to bring a laptop, identity card (ID Card/Student Card/Driver's License/Passport/KTM), and smartphone for authentication, ensuring it is in airplane mode after authentication is complete.
- The proctor will read and explain the test instructions, rules, and actions considered violations.
- Participants download the EPrT® MABA Test File. The download link will be provided by the proctor in the test room.
- Participants enter the password and log in to Online Learning Tel-U.
- Participants enter the Enrollment Key provided by the proctor.
- Participants take the EPrT® test.
- If you encounter any issues, please raise your hand. You will be assisted by the proctor team.
- After completing the Reading section (the last part of the EPrT® test), fill out the questionnaire first by clicking the Questionnaire button. After completing the questionnaire, raise your hand to signal you have finished the test.
- The proctor will check your screen to ensure you have completed the test. Do not log out of your account before instructed by the proctor.
- The exit password will be provided by the proctor after you have completed the test and confirmed with the proctor.
- If you have finished the test, you may leave the room. Do not cause disturbances that may disrupt other test participants

3. Violations and Sanctions

Acts considered violations during the test include:

1. Opening applications other than the test application;
2. Copying/or capturing test questions;
3. Downloading questions in any form.
4. Taking notes during the test;
5. Communicating with other test participants;
6. Causing disturbance that distracts other test participants;
7. Taking the test on behalf of someone else;
8. Having someone else take the test on your behalf;
9. Receiving direct or indirect assistance from others in taking the test;

10. Using a smartphone for purposes other than accessing the authentication code;
11. Leaving the test room without the proctor's permission.
12. Placing items on the table other than the laptop, identity card, and smartphone;
13. Eating, drinking, and smoking during test.
14. Copying other participants' answers.
15. Providing answers to other participants.

If you commit any of these violations, you will be subject to academic sanctions, and your test will be annulled. Proctors have the right to stop the test and will report any violations for further action.

7. After the Test

Test results will be uploaded to iGracias no later than November 1, 2024. Test certificate can be downloaded from iGracias by each participant.

Steps to Download EPrT® Certificate:

- 1) Log in to iGracias



- 2) Select *Pusat Bahasa* (Language Center) menu
- 3) Select *Skor Tes Bahasa* (Language Test Score)

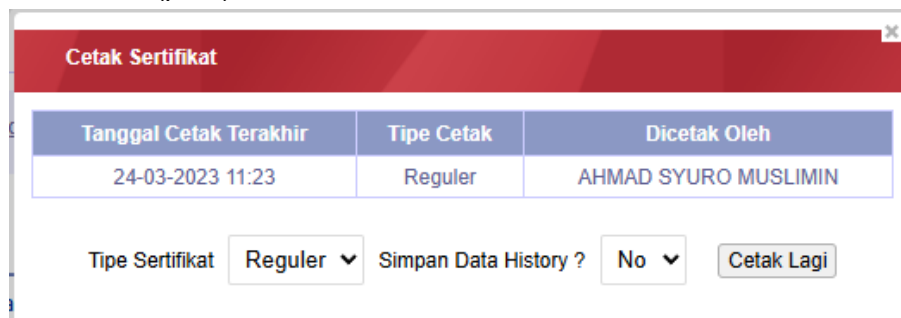
4) Select Nilai Tes Bahasa (Test Score)



5) Click the certificate icon in the Action column



6) Click cetak (print)



8.EPrT® Question Examples

Below are the lists of EPrT® question examples:

1. Listening (50 Question items in total)

a. Short Dialogue (30 Questions)

Instructions:

In the first part of the Listening Section, you will hear a short dialogue between two people. After the dialogue ends, you will hear the narrator reading the question based on the dialogue. Answer the question by choosing A, B, C, or D.

Example:

(You will hear the dialogue in the form of audio. Audio will be played once and will not be able to replay)

Man: Excuse me, Professor. Could you tell me who my lab partner is?
My name is Mike Wheeler.

Woman: Of course, Mike. Your lab partner is Parvati Sharma

Narrator: Why does the man see the woman?

(You can see the option on the answer section)

- A. To ask about his lab partner.
- B. To change his lab partner.
- C. To leave the lab early.
- D. To submit his lab work.

b. Long Dialogue (10 Questions)

Instructions:

In the second part of the Listening Section, you will hear a long dialogue between two people. **After the dialogue ends, you will hear the narrator reading the question based on the dialogue.** Answer the question by choosing A, B, C, or D.

Example:

(You will hear dialogue in the form of audio. Audio will be played once and will not be able to replay)

Narrator : Questions 31 - 33 are based on a dialogue between a man and a woman.

Woman : Excuse me, Professor, are you available for today's academic supervision?

Man : Yes, I'm free now. How can I assist you?

Woman : Well, I need some guidance for my thesis. I'm finding it challenging to finalize my topic.

Man : That's a common concern among students. Have you considered consulting with your professors more frequently?

Woman : Yes, I have, but I'm still unsure about the direction. I feel like I'm lacking advanced knowledge in my field.

Man : It's normal to feel that way. An advanced understanding takes time. Have you thought about expanding your research to include different perspectives? Frequently?

Woman : I haven't considered that. Could you provide me with some examples?

Man : Certainly. For instance, you could examine the impact of new teaching methods on student performance. This would require analyzing the curriculum being implemented.

Woman : That sounds interesting. But I'm concerned about the workload. It seems like it would require a lot of effort.

- Man : It will indeed require effort, but it will also make you a well-rounded researcher. Remember, the effort you put into your thesis now will benefit you in the future.
- Woman : I guess you're right. I want to make sure my thesis is of high quality and contributes to my field.
- Man : That's a commendable goal. It's important to remember that your thesis is an opportunity for you to demonstrate your expertise and make a valuable contribution.
- Woman : Thank you for your advice. I feel more confident now and I'm ready to take on the challenge.
- Man : You're welcome. I'm glad I could help. Remember, don't hesitate to seek assistance when needed. Good luck with your thesis!
- Woman : Thank you, Professor.

(You will hear the narrator reading the question based on the dialogue and you can see the option on the answer section)

Narrator: What are the speakers discussing?

- A. The student's thesis
- B. Research workload
- C. Teaching methods
- D. Developing expertise

Narrator: What specific challenge is the woman facing?

- A. Finalizing her topic
- B. Having insufficient knowledge
- C. Doing a curriculum analysis
- D. Recognizing the benefits of the thesis

Narrator: What is the man's advice regarding effort and future benefits?

- A. Creating a high-quality thesis to make a valuable contribution
- B. Investing time and expertise to create a topic
- C. Broadening research perspectives to lessen the challenges
- D. Analyzing valuable teaching methods before choosing a topic

c. Lecture (10 Questions)

Instructions:

In the third part of the Listening Section, you will hear a long monologue. After the monologue ends, you will hear the narrator reading the question based on the monologue. Answer the question by choosing A, B, C, or D.

Example:

(You will hear the dialogue in the form of audio. Audio will be played once and will not be able to replay)

Speaker: Welcome to the new members of this investment club. Today we will talk about the basics of investment. Investing is an action you take with your money to make it grow. There are many things you could invest your money in. Some popular options for investing are stocks, bonds, and real

estate, all of which help your money grow. When you put your money in these avenues they become your investments. On average, the stock market provides a return of around 11% per year over the long term. If you invested \$5000 in the stock market today, then in 20 years, you would have around \$40,000. And in 30 years, you'd have well over a hundred thousand dollars. All from just the original 5000 dollars. That's the power of investing. You could turn \$5000 into well over \$100,000. What's more... There is a common misconception that you need a lot of money to start investing. But that couldn't be farther from the truth. Even if you set aside just one dollar every day for investment, that money could grow into over seventy thousand dollars in thirty years. To conclude, always be careful with companies you invest with, always research the company before investing, and always be a smart investor.

(You will hear the narrator reading the question based on the dialogue and you can see the option on the answer section)

Narrator: What is the definition of investing, as mentioned in the lecture?

- A. Growing money through financial actions
- B. Putting money in a savings account
- C. Earning money from a part-time job
- D. Acquiring real estate properties

Narrator: According to the lecturer, what are two popular avenues for investing?

- A. Stocks and real estate
- B. Real estate and savings
- C. Bonding and stocking
- D. Stocks and education

Narrator: What is the average annual return provided by the stock market over the long term, as stated in the lecture?

- A. 11% per year
- B. 20% per year
- C. 30% per year
- D. 7% per year

Narrator: If someone invested \$5000 in the stock market today, how much money would they have after 30 years, according to the lecturer?

- A. Over \$100,000
- B. Around \$10,000
- C. Around \$40,000
- D. Exactly \$5000

Narrator: What advice does the speaker give regarding investing in companies?

- A. Invest only in well-researched enterprises.
- B. Invest a large amount of money initially.

- C. Invest mainly in high-risk companies.
- D. Invest by avoiding researching companies.

2. Structure and Written Expression (40 Questions in total)

a. Sentence Completion (15 Questions in total)

Instructions:

In the first part of Grammar Section, you will see incomplete sentences. You need to complete the sentences by choosing the right answer. Answer the question by choosing A, B, C, or D.

Example:

The ancient Greeks worshiped _____ gods within a culture that tolerated diversity.

- A. many
- B. a little
- C. every
- D. much

b. Error Recognition (25 Questions in total)

Instructions:

In the second part of Grammar Section, you will see several underlined words in a sentence. You need to choose the incorrect grammar of the word in the sentence. Answer the question by choosing A, B, C, or D.

Example:

Although numerous renovations and additions, the White House has retain edits classically simple style.

- A. has retain
- B. classically
- C. edits
- D. numerous

3. Reading (50 Question items in total)

Instructions:

In the first part of the Reading Section, you will see a text along with ten questions which is in accordance with the text. Answer the question by choosing A, B, C, or D.

Example:

Glass fibers are extremely strong; for their weight, they are stronger than steel. **They** are made by forcing molten glass through tiny holes called spinnerets. As many as four hundred spinnerets are placed together, and threads of glass much thinner than human hairs are drawn off at great speed-miles of thread per minute.

As they speed along, the threads are coated thinly with a type of glue and twisted into a yarn. The glass fibers are used with plastics to make boats and car bodies.

They are also woven into heavy cloth for window draperies and into strong belts for making tires stronger.

A **special** kind of glass fiber is causing a revolution in communications. A signal of light can be made to travel along the fiber for very long distances. By **changing** the quality of the light, many messages can be sent at once along one strand of glass.

New office buildings are being “wired” with glass fibers as they are built. The glass fibers will be used to connect telephones and computers in ways that not long ago were either impossible or too expensive.

Glass wool traps air in a thick, light blanket of fibers. This blanket is then put into walls and ceilings to keep warm air in during the winter and cool air in during the summer.

To make glass wool, molten glass is **fed** into a spinning drum with many holes in **it**. As the glass threads stream out of the holes, they are forced downward by a blast of hot air and through a **spray** of glues. The threads are then further blown about to mix them up as they fall in a thick mat on a moving belt. The glass we see through and drink out of has many, many other uses besides the ones described here.

What was the author’s main purpose in writing the article? Select one:

- A. To persuade you to investigate the many uses of glass beyond those mentioned in the article
- B. To inform you how special kinds of glass are made and used
- C. To inform you about the strength of glass fibers
- D. To inform you that glue is used to hold strands of glass together

9. LaC Contact

Website Page : lac.telkomuniversity.ac.id

E-mail : lac@telkomuniversity.ac.id

WhatsApp : [0821-1735-3482](https://wa.me/0821-1735-3482) (hanya pesan WA)

Whatsapp number provided above is specifically for EPrT® MABA 2024/2025. Do not contact the number for matters unrelated to EPrT® MABA 2024/2025

The EPrT® MABA 2024/2025 Guide is made and be used as intended. Matters which are related to the test and have not been applied will be informed in the latter days.

Telkom University Language Center (LaC)

Grha Cacuk Sudarjanto Building-A Ruang A112, 1st Floor
Jl. Telekomunikasi No. 1, Dayeuhkolot
Bandung 40257
West Java, Indonesia